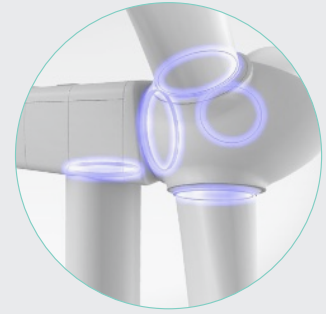



# DAFA RotaSeal®

Mechanically fastened durable solutions designed for rotating parts in wind turbines



## DAFA RotaSeal® increases productivity


By using DAFA RotaSeal Wind the uptime for the wind turbine is optimised. DAFA RotaSeal avoid the leakage of oil and prevents salt, sand, water, and dust from entering vital parts.



*DAFA RotaSeal® PUR S sealing for rotating parts.  
Mechanically fastened on the tower or nacelle bottom cover.*



*DAFA RotaSeal® Angle Profile sealing for rotating parts.  
Mechanically fastened on the vertical flange on the nacelle bottom cover.*



*DAFA RotaSeal® Straight Profile sealing for rotating parts.  
Mechanically fastened on the horizontal flange on the nacelle bottom cover.*

- DAFA RotaSeal is designed for fast and efficient mounting, both horizontally and vertically
- DAFA RotaSeal materials are tested up against common hydraulic and gear oils, antifreeze fluids and greases according to DIN 53504
- DAFA RotaSeal is tested for abrasion properties according to DIN ISO 4649
- DAFA RotaSeal is designed for a wide range of constructions and adopts to tolerances in the given application
- Clamping profiles are produced with stainless steel EN 1.4301
- DAFA RotaSeal solutions are designed focusing on low friction and abrasion
- DAFA RotaSeal solutions fit both fibreglass, steel and aluminium flanges and plates
- DAFA RotaSeal is tested for wear according to ASTM G99 (400 km test) and internal DAFA test (2000 km test).

## DAFA RotaSeal®

	Specification	Unit	DAFAcombi P™	DAFApur S™	DAFApur M™
Color			Black	Brown/Yellow	Dark brown
Density	DIN 1183-1	g/cm <sup>3</sup>	1,43	1,24	1,17
Hardness	DIN ISO 7619-1	°Sh A ±5°	75	70	70
Tensile strength	DIN 53504	MPa	10	min 35	52
Elongation at break	DIN 53504	%	275	min 500	800
Wear properties at 400 km test*	ASTM G99	%	0,13	-	4,5
Wear properties at 2000 km test**	Internal DAFA test	%	0,64	2,35	-
Compression set at 70° and 22h	DIN ISO 815	%	25		15
Tear strength	DIN ISO 34-1	N/mm	6	30	54
Temperature resistance		°C	-40 - +100	-40 - +70	-40 - +80

\* Wear properties (reduced %) acc. to ASTM G99. Distance 400 km, Flounce 2 x 10 mm, load = 30 g.

\*\* Internal DAFA test. Performed in test laboratory on untreated glass fiber with 5N compression on a 50 mm test sample.

### Determination of tensile stress at break according to DIN 53504 Exposed to media for 1000 hours at +65°C

